



ಕರ್ನಾಟಕ ನಗರ ನೀರು ಸರಬರಾಜು
ಮತ್ತು ಒಳಚರಂಡಿ ಮಂಡಳಿ
**Karnataka Urban Water Supply
& Drainage Board**

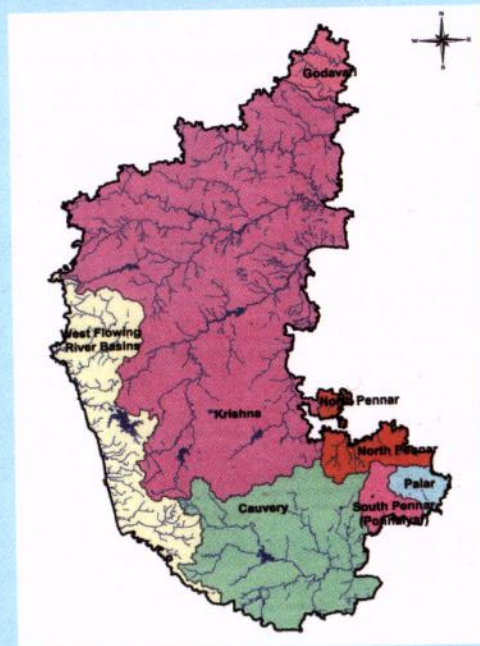


ವಾರ್ಷಿಕ ಸಾಧನಾ ವರದಿ 2013-2014
Annual Performance Report 2013-2014

No. 6, Jal Bhavan, 1st Stage, 1st Phase, Bannerghatta Main Road, BTM Layout, Bengaluru - 560 029



Karnataka Urban Water Supply & Drainage Board



Annual Performance Report 2013-14


The Karnataka Urban Water Supply and Drainage Board was constituted by an Act of legislature in 1974 and is functioning from August 1975.

The Board is an implementing body for Water Supply and UGD facilities in 213 Urban local bodies of the State except Bruhat Bangalore Mahanagara Palike.

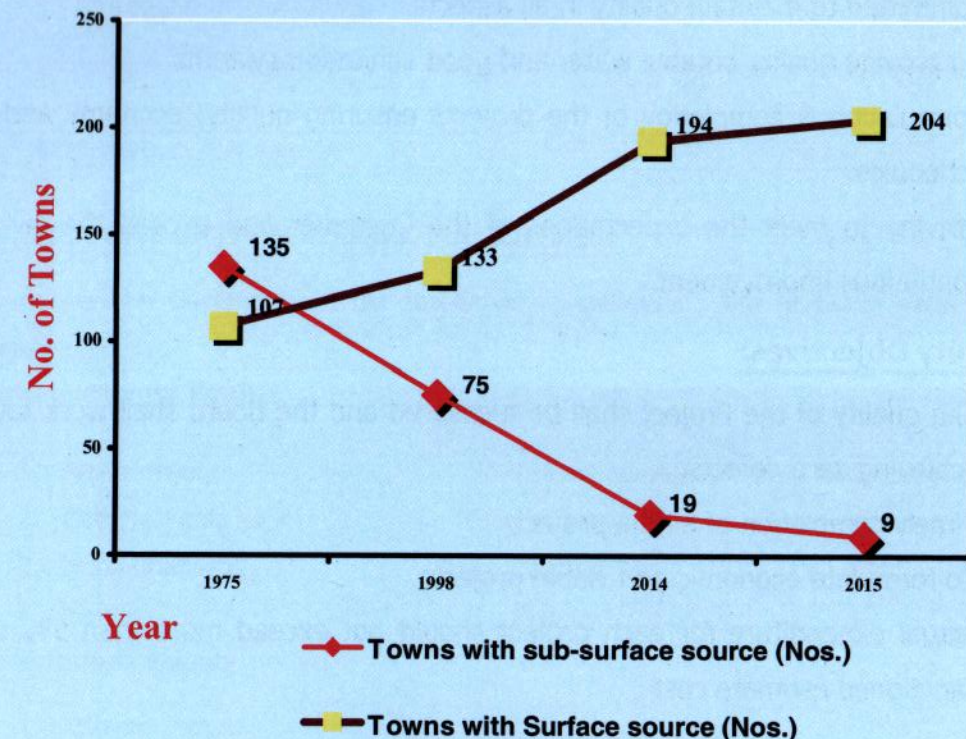
The Board aims to provide adequate water supply from assured and safe source of supply and also proper sanitation to all the urban areas. There are 213 urban local bodies coming under the jurisdiction of the Board, under the following categories:

Sl. No.	Name of the Basin	No. of Town covered under different Basins
1.	Godavari	5
2.	Krishna	107
3.	Cauvery	48
4.	North Pennar	7
5.	South Pennar	—
6.	Palar	2
7.	West flowing	25
	Total	194
8.	Population covered with Surface Sources (194 towns)	139.06 Lakhs
9.	Population covered with Sub-Surface Sources (19 towns)	6.68 Lakhs

CATEGORY	Nos.	Population (in lakhs)	
		2011 census	2014 (Projected)
Corporations	10	51.95	54.71
City Municipal Councils	41	40.76	42.92
Town Municipal Councils	94	34.17	35.99
Town Panchayaths	68	11.51	12.12
Total		138.39	145.74



Moving towards adequate and assured sources of water supply



Investment made by the Board since inception

❖ Water Supply Schemes Commissioned upto March 2014	-	506
❖ Sewerage Schemes commissioned upto March 2014	-	50
❖ Total amount spent upto March 2014	-	Rs. 5002.12Crores
❖ Total amount spent for Water supply schemes	-	Rs. 4335.48Crores
❖ Total amount spent for Sewerage schemes	-	Rs. 666.64Crores



Quality Policy:

- ❖ The Board is an ISO 9001-2008 certified institution and accordingly is committed to maintain quality in all aspects.
- ❖ To provide quality potable water and good sanitation systems.
- ❖ Formulation & completion of the projects ensuring quality, economy and time schedules.
- ❖ Striving to meet the expectations of the Customer and exceed the same by continuous improvement.

Quality Objectives:

- ❖ The quality of the Project shall be measured and the Board shall work towards achieving zero defects.
- ❖ Timely completion of all the projects.
- ❖ To formulate economic and viable projects.
- ❖ Actual expenditure for each project should not exceed more than 5% of the sanctioned estimate cost

I. The GOK vide order No. UDD/07/UWS/2011 Bangalore dtd: 20-7-2011 has revised the funding pattern for water supply and UGD schemes under planned schemes. The funding pattern is as follows:-

Water supply schemes

SI No	Category	Government Grant	Loan from financial institution	ULB Share
1	City Corporation	40	50	10
2	City Municipal Council	60	30	10
3	Town Municipal council	75	20	5
4	Town Panchayath	95	--	5

Under Ground Drainage scheme

SI No	Category	Government Grant in %	Loan from financial institution in %	ULB Share in %
1	City Corporation	50	35	15
2	City Municipal Council	70	20	10
3	Town Municipal council	75	20	5
4	Town Panchayath	95	--	5

II. MAINTENANCE OF THE WATER SUPPLY SCHEMES:

As per the Government Order the Board is maintaining the following water supply schemes.

1. Upto Consumer Point:

- | | | |
|-----------------------|----------------|-------------|
| 1. Kushalnagar | 5. Ramanagaram | 9. Gulbarga |
| 2. Bethamangala (KGF) | 6. Channapatna | |
| 3. Hubli-Dharwad | 7. Belgaum | |
| 4. Mandya | 8. Bijapur | |

2. Upto to Bulk Supply

1. Karwar - Ankola
2. Bellary

As per the G.O.No. UDD 07 UWS 2011 dated 20-7-2011, the Board has to hand over the completed schemes to the concerned Local Bodies, for maintenance. As some of the Local Bodies have not taken-over the schemes, the Board itself is forcibly maintaining the following water supply schemes upto Bulk point.

1	Gadag-Betageri	6	Ilkal-Hungund Kustagi
2	Mundargi	7	Hukkeri-Sankeshwar
3	Tumkur	8	Bidar
4	Hagari Bommanahalli Kottur Kudalgi	9	Humnabad-Chittapura
5	Melukote	10	Shikaripura

III. Other Schemes:

1 UIDSSMT programme

The Board is executing 17 water supply and 9 Under Ground Drainage schemes at an estimate cost of Rs.418.07 crores and 64.91 crores respectively under the Centrally sponsored UIDSSMT programme. 7 water supply schemes are commissioned & the remaining 10 water supply schemes are under progress. 2 Under Ground Drainage scheme are commissioned and the remaining 7 under ground drainage schemes are under progress.

The new 10 Water Supply schemes costing Rs.353.29 crores & 2 Under Ground Drainage schemes costing Rs.47.61 crores are approved by the Government of India and same is Administratively approved by the Government of Karnataka during 2013-14

2. JnnURM programme

The Board has takenup remodeling of existing distribution network, Automation and Integrated Management System of Mysore city under the Jawaharlal Nehru National Urban Renewal Mission centrally sponsored scheme at an estimating cost of Rs.194.54 Crores and the scheme is in progress, Augmentation of water supply scheme from Kabini river has been taken up at an estimated cost of Rs.108.81 crores under JnnURM and the scheme is commissioned. The Government accorded Administrative approval for providing 24 x 7 water supply to Mysore City for Rs. 214 crores .

Action Plan for the year 2013-14

The action plan consisting of 191 schemes which includes schemes commissioned during previous years and to be completed during 2013-14, schemes targeted for commissioning during 2013-14, on-going schemes and New Schemes proposed during the year 2013-14. The Board budget for the year 2013-14 is amounting to Rs.999.57 crores. The Action Plan was sanctioned by GOK vide G.O. No. UDD/19/UWL/2013 dt: 10-12-2013. The Plan allocation in the State Budget for the year 2013-14 was Rs.306.00 Crores.

Source of funds for the year 2013-14.

The source of mobilization of funds for the year 2013-14 is as follows.

SL No	Source	2013-14 Amount in crores	
		Budget	Releases
1	Government Grant	106.00	106.90
2	IEBR 2013-14	200.00	70.11
3	Urban Local Body share	134.00	55.87
4	Other beneficiary	3.15	-
5	RDPR share	100.00	21.65
6	IEBR 2011-12	87.51	5.00
7	IEBR 2012-13	250.00	-
8	Un-spent amount during 2012-13	32.28	32.28
9	Anticipated amount which was diverted to UIDSSMT & JnnURM schemes.	85.74	-
TOTAL		999.57	291.81

Achievement during the last 3 year (2011-12 to 2013-14) - Physical

Sl No	Program	Rs.in lakhs						
		2011-12		2012-13		2013-14		
		Target	Achievement	Target	Achievement	Target	Achievement	On-going
1	Piped Water Supply Scheme	3	2	11	8	9	4	32
2	Accelerated Urban water Supply Programme	0	0					
3	Urban Water Supply scheme	14	9					
4	Under Ground Drainage scheme	7	1	6	1	9	1	46
TOTAL		24	12	17	9	18	5	78

Financial progress during the last three years 2011-12 to 2013-14

(Rs.in Crore)

SI No	Name of the scheme	2011-12			2012-13			2013-14		
		Budget	Releases	Expenditure	Budget	Releases	Expenditure	Budget	Releases	Expenditure
1	Piped water supply scheme	10.12	10.12	24.48						
2	Accelerated Urban Water Supply programme	5.96	5.96	4.56	487.29	61.31	277.01	48.00	48.00	218.29
3	Urban Water Supply scheme	46.95	46.95	147.41	---	---	---			
4	Under Ground Drainage scheme	31.01	31.01	64.31	372.64	23.65	81.54	37.89	37.89	127.87
5	IEBR	460.06	13.15	0.00	250.00	112.48	-	537.52	75.11	
6	SFC	5.64	36.22	0.00	71.22	71.22	-	134.04	55.87	
7	RDPR	35.00	6.00	0.00	38.52	2.00	-	100.00	21.65	
8	Available amount in Board	231.13	231.13	0.00	201.69	201.69	-	118.02	-	
9	SCP & TSP	26.81	26.81	15.50	33.04	33.04	17.48	21.01	54.91*	116.45
	TOTAL	882.68	407.39	256.26	1454.4	505.39	376.03	996.48	293.43	346.16

*Includes balance amount of previous years released under scp&tsp Rs 33.90 crores by DMA during 2013-14

Schemes sanctioned during the last three years 2011-12 to 2013-14

SI No	Programme	2011-12		2012-13		2013-14	
		No. of schemes	Estimate cost	No. of schemes	Estimate cost	No. of schemes	Estimate cost
1	Water Supply scheme	7	91.73	8	312.01	1	15.52
2	Under Ground Drainage schemes	9	368.53	12	396.48	1	18.00
	TOTAL	16	460.26	20	708.59	2	23.52

Schemes commissioned during the year 2013-14

Rs.in lakhs

SI No	Program	Estimate Cost	Revised Estimate
	Water Supply scheme		
1	Afzalpura	330.00	541.00
2	Doddaballapura	2249.86	2950.00
3	Gurumithkal & 27 enroute village	3546.00	3546.00
4	Mudhol	1299.36	1299.36
	Under Ground Drainage scheme		
1	Nagamangala	547.00	1150.00

Programme during 2014-15

The Board has prepared Action Plan for 174 schemes for the year 2014-15 at Budget of Rs 682.36 crores, Which include ongoing schemes. Schemes targeted for commissioning during the year and new scheme proposed for sanction by Government during the year. The State plan allocation for the year 2014-15 is Rs 310 crores

The anticipated mobilization of funds during 2014-15 is as under:-

SI No	Source	Amount (Rs.in crores)
1	State Plan allocation	110.00
2	RDPR	84.77
3	IEBR 2013-14	200.00
4	ULB share (project share)	34.01
5	Other Beneficiaries	7.13
6	IEBR of previous years	212.41
8	ULB Share (Excess expenditure on account revision in estimated cost)	34.04
	TOTAL	682.36

Status of schemes during 2014-15.

SI No	Scheme	Ongoing	New proposals	Among ongoing scheme Targeted for commissioning	Budget 2014-15 (Rs.in crores)
1	water supply scheme	38	42	13	387.87
2	Under Ground Drainage scheme	55	34	11	293.49
	TOTAL	93	76	24	682.36

Schemes targeted for Commissioning during 2014-15

Category B

Sl. No.	Name of the Scheme	Division	Estimated Cost	Revised cost	Budget 2014-15
			Rs.in lakhs		
1	2	3	4	5	8
I	Water Supply Scheme				
1	Yelburga	Bellary	1265.00	1800.00	500.00
2	Banahatti	Bijapura	1718.00	1718.00	250.00
3	Bhadravathi	Shimoga	4460.00	4460.00	1500.00
4	Talikote	Bijapura	932.70	932.70	100.00
5	Bagalkote	Bijapura	1056.20	1056.20	200.00
6	Chickballapura remodelling of Distribution	Kolar	1104.60	1104.60	350.00
7	Arsikere	Hassan	12185.00	12185.00	3000.00
8	Channagiri	Chithradurga	5796.00	5796.00	1000.00
9	Byadagi	Gadag	2292.47	2292.47	400.00
10	Belur	Hassan	1690.00	1690.00	500.00
11	Sagar	Shimoga	5486.00	5486.00	1800.00
12	Bailhongal	Belagaum	3400.00	3400.00	800.00
13	Guledgudda	Bijapura	5992.00	5992.00	900.00
	Sub-Total		47377.97	47912.97	11300.00
II	Underground Drainage Scheme				
1	Magadi	Bangalore	1104.00	1104.00	200.00
2	Gadag-Betageri	Gadag	1114.66	1400.00	150.00
3	Nargund	Gadag	720.00	1698.00	925.38
4	Gangavathi	Bellary	1702.27	1702.27	500.00
5	K.R Pet	Mandya	1125.00	2190.00	759.60
6	Malur	Kolar	2250.00	2250.00	500.00
7	Thalikote	Bijapura	2027.00	2027.00	999.36
8	Shimoga Mandli-arakere	Shimoga	96.00	96.00	70.00
9	Hungund	Bijapur	1902.35	1902.35	400.00
10	Indi	Bijapur	1420.00	1420.00	500.00
11	Gulbarga III Stage	Gulbarga	1662.53	2000.00	100.00
	Sub-Total		15123.81	17789.62	5104.34
	Grand - Total		62501.78	65702.59	16404.34

Ongoing Schemes for the year 2014-15

Category - C

Sl. No.	Name of the Scheme	Division	Estimated Cost	Revised cost	Budget 2014-15
			Rs. In lakhs		
1	2	3	4	5	6
I	Water Supply Scheme				
1	Channarayapatna	Hassan	4272.00	4272.00	800.00
2	Srinivasapura	Kolar	1552.00	1552.00	150.00
3	Konnur	Belgaum	150.00	150.00	20.00
4	Belthangadi	D.Kannada	1300.00	1300.00	250.00
5	Aurad	Bidar	3150.00	3150.00	1000.00
6	Hadagali	Bellary	1994.00	1994.00	500.00
7	Bidar Remodelling of distribution	Bidar	2490.50	2490.50	1000.00
8	Hubli-Dharwad 24x7 water supply	Dharwad	7100.00	7100.00	2500.00
9	Deodurga	Bellary	3834.00	3834.00	600.00
10	Kolar, Malur, Bangarpet, Mulbagal and enroute villages.	Kolar	16000.00	16000.00	4000.00
11	Hiriyur-Challaker	Chitradurga	17368.55	17368.55	2000.00
12	Sandur	Bellary	1892.00	2445.00	400.00
13	Manvi	Bellary	815.00	2073.00	100.00
14	Madikeri	Mysore	3000.00	6380.00	500.00
15	Koppal	Bellary	5407.00	5407.00	900.00
16	Siriguppa	Bellary	2865.00	2865.00	100.00
17	Gangavathi	Bellary	6125.00	6125.00	1500.00
18	Haliyal	Dharwad	498.11	498.11	200.00
19	Thirtahalli	Shimoga	626.10	626.10	200.00
20	Jamkhandi remodelling of Distribution system	Bijapura	1712.00	1712.00	800.00
21	Shimoga (remodelling of Distribution system)	Shimoga	6065.00	6065.00	600.00
22	Annigere	Dharwad	3488.00	3488.00	200.00
23	Shimoga	Shimoga	4440.00	4440.00	500.00
24	Shimoga 24x7 water supply	Shimoga	10490.00	10490.00	100.00
25	Combined water supply scheme to Ramangar-Channapatna	Bangalore	2256.20	2256.20	1082.00
	Sub-Total		108890.46	114081.46	20002.00
II	Underground Drainage Scheme				
1	Mulbagal	Kolar	2115.00	2115.00	100.00
2	Chintamani	Kolar	603.00	850.00	249.06

Sl. No.	Name of the Scheme	Division	Estimated Cost	Revised cost	Budget 2014-15
Rs. In lakhs					
3	Gundlupet	Mysore	678.00	678.00	200.00
4	T.Narisipura	Mysore	1052.00	1052.00	300.00
5	KR Nagar	Mysore	1378.00	1378.00	300.00
6	Bantwal	Mangalore	1227.00	1800.00	100.00
7	Ullal	Mangalore	6571.00	6571.00	500.00
8	Hosadurga	Chitradurga	788.00	1755.00	50.00
9	Harapanahalli	Chitradurga	2950.00	3471.00	500.00
10	Sagar	Shimoga	7100.00	7100.00	700.00
11	Kumata	Dharwad	3500.00	3500.00	200.00
12	Ramdurga	Belgaum	749.00	749.00	200.00
13	Bilahongal	Belgaum	5700.00	5700.00	800.00
14	Honnar	Dharwad	2800.00	2800.00	200.00
15	Shorapur	Gulbarga	2021.00	3000.00	250.00
16	Hadagali	Bellary	1120.00	1831.00	150.00
17	Devdurga	Bellary	720.00	1200.00	200.00
18	Chickmagalur	Hassan	5700.00	5700.00	1200.00
19	Shimoga III Stage I Phase	Shimoga	6180.00	8000.00	900.00
20	Chittapur	Gulbarga	1800.00	1800.00	500.00
21	Sedam	Gulbarga	2200.00	2200.00	250.00
22	Chikkodi	Belgaum	4237.27	4237.27	100.00
23	Honnali	Chitradurga	2484.41	2484.41	1000.00
24	Lakshmeshwar	Gadag	1836.65	1836.65	100.00
25	Hirekerur	Gadag	827.13	827.13	300.00
26	Mudhol	Bijapura	4083.10	4083.10	600.00
27	Bagepalli	Kolar	1779.60	1779.60	700.00
28	Sira	Tumkur	4236.60	4236.60	400.00
29	Kollegala	Mysore	6017.00	6017.00	300.00
30	Arasikere	Hassan	6415.00	6415.00	1000.00
31	Chitradurga	Chitradurga	7847.00	7847.00	2000.00
32	Anekal	Bangalore	3811.00	3811.00	600.00
33	Tumkur	Tumkur	17522.00	17522.00	4000.00
34	Gubbi	Tumkur	1794.50	1794.50	200.00
35	Kudalgi	Bellary	2507.00	2507.00	500.00
36	Sankeshwar	Belgaum	1981.00	1981.00	100.00
37	Hukkeri	Belgaum	1370.00	1370.00	100.00
38	Madikeri	Mysore	4956.00	4956.00	400.00
39	Kunigal	Tumkur	2423.00	2423.00	300.00
40	Bilagi	Bijapura	1215.00	1215.00	50.00
41	Kushalnagar	Mysore	4010.00	4010.00	250.00
42	Shikaripura	Shimoga	1023.00	1023.00	100.00
43	Shimoga	Shimoga	750.00	750.00	150.00
44	Arakalgud	Hassan	1800.00	1800.00	200.00
Sub-Total			141878.26	148176.26	21299.06
Grant - Total			250768.72	262257.72	41301.06

PROPOSED NEW SCHEMES UNDER CATEGORY - D (2014-15)

Sl. No.	Name of the Scheme	Division	Estimated Cost	Revised cost	Budget 2014-15
Rs.in lakhs					
1	2	3	4	5	8
WATER SUPPLY SCHEME					
1	Kanakapura	Bangalore	4500.00	4500.00	Lumsum
2	kustagi Distribution	Bijapura	2500.00	2500.00	
3	Guledagudda Distyribution	Bijapura	2400.00	2400.00	
4	Kundagol	Dharwad	1600.00	1600.00	
5	Hungund Distribution	Bijapura	2000.00	2000.00	
6	Hassan	Hassan	50000.00	50000.00	
7	Gadag Betageri	Gadag	1500.00	1500.00	
8	Hosakote	Bangalore	6725.00	6725.00	
9	Gundlupet	Mysore	10500.00	10500.00	
10	Shorapura	Gulbarga	7000.00	7000.00	
11	Shahapura	Gulbarga	5800.00	5800.00	
12	Hangal	Gadag	4500.00	4500.00	
13	Mundargi	Gadag	2500.00	2500.00	
14	Birur	Hassan	1500.00	1500.00	
15	Hosanagar	Shimoga	4800.00	4800.00	
16	Raibag	Belgaum	3500.00	3500.00	
17	Honnali	Chitradurga	240.00	240.00	
18	Kushalnagar	Mysore	4000.00	4000.00	
19	Chincholi	Gulbarga	3000.00	3000.00	
20	Madikeri	Mysore	16000.00	16000.00	
21	Aland	Gulbarga	6000.00	6000.00	
22	Gulbarga	Gulbarga	18000.00	18000.00	
23	Bailahongal - Distribution system	Belgaum	2500.00	2500.00	
24	Honnar	Dharwad	7500.00	7500.00	
25	Bagalkote - Distribution system	Bijapura	1500.00	1500.00	
26	Mudalgi	Belgaum	3500.00	3500.00	
27	Bijapura - Distribution system	Bijapura	22500.00	22500.00	
28	Sulia	Mangalore	4000.00	4000.00	
29	Pavagada and enroute villages	Tumkur	34500.00	34500.00	
30	KR pet	Mandya	2500.00	2500.00	
31	Tiptur	Tumkur	11000.00	11000.00	
32	Nagamangala	Mandya	1500.00	1500.00	
33	Mangalore Vented Dam	Mangalore	7550.00	7550.00	
34	Ron	Gadag	4000.00	4000.00	

Sl. No.	Name of the Scheme	Division	Estimated Cost	Revised cost	Budget 2014-15
Rs.in lakhs					
35	Nargund	Gadag	6000.00	6000.00	
36	Soraba	Shimoga	2000.00	2000.00	
37	Koppal	Bellary	3800.00	3800.00	
38	Humnabad distribution	Bidar	5200.00	5200.00	
39	Chitaguppa	Bidar	3500.00	3500.00	
40	Chamarajnagar	Mysore	10000.00	10000.00	
41	periyapatna	Mysore	1000.00	1000.00	
42	Kadur	Hassan	2300.00	2300.00	
	Sub-Total		294915.00	294915.00	1700.00
1	KGF	Kolar	6000.00	6000.00	
2	Bangarpete	Kolar	4500.00	4500.00	
3	Udupi	Mangalore	8000.00	8000.00	
4	Navalgund	Dharwad	5500.00	5500.00	
5	Shahapura	Gulbarga	5500.00	5500.00	
6	Shiggaon	Gadag	4200.00	4200.00	
7	Savoor	Gadag	3800.00	3800.00	
8	Channagiri	Chitradurga	5500.00	5500.00	
9	Jagalur	Chitradurga	5000.00	5000.00	
10	Moodabidri	D kannada	5600.00	5600.00	
11	Karkala	D kannada	5600.00	5600.00	Lumsum
12	Hunsur	Mysore	9000.00	9000.00	
13	Mudigere	Hassan	2026.00	2026.00	
14	Mulugund	Gadag	4092.00	4092.00	
15	Sandur	Bellary	6244.00	6244.00	
16	Chickkanayakana Halli	Tumkur	4000.00	4000.00	
17	Madhugiri	Tumkur	3500.00	3500.00	
18	Siriguppa	Bellary	7800.00	7800.00	
19	Kadur	Hassan	4675.00	4675.00	
20	Kudachi	Belagaum	3500.00	3500.00	
21	Kustagi	Bijapura	4500.00	4500.00	
22	Lingasugur	Bellary	7132.00	7132.00	
23	HD Kote	Mysore	4000.00	4000.00	
24	Sargur	Mysore	3500.00	3500.00	
25	Gowribidanur	Kolar	7600.00	7600.00	
26	Mandya	Mandya	2000.00	2000.00	
27	Bantwal	Mangalore	6400.00	6400.00	
28	Yelandur	Mysore	2200.00	2200.00	
29	Mudalgi	Belagaum	3200.00	3200.00	
30	Haliyal	Dharwad	6000.00	6000.00	
31	Dandelhi	Dharwad	15000.00	15000.00	
32	Alur	Hassan	1500.00	1500.00	
33	Sindagi	Bijapura	6500.00	6500.00	
34	Maddur	Mandya	1600.00	1600.00	
	Sub-Total		175169.00	175169.00	911.00
	Grand Total		470084.00	470084.00	2611.00

Kannada Ganga :- Government accorded approval to provided bulk water supply to all urban and rural areas of Bijapura District at an estimate cost of Rs.885.00 crores

Water & Waste Water Learning Centre, Yelahanka, Bangalore



Karnataka Urban Water Supply &

Drinage Board has developed a learning centre at Yelahanka, Bangalore exclusively for Training Engineers and officers and officials

working in Water Supply and Sanitation Sector. This learning centre is named as Water and Waste Water Learning Centre. The

campus area is 1 Acre 21

Guntas(66,476 Sqft). In the above land a Learning centre of 22,232 Sqft built up area in constructed. This building comprises of basement with a dining hall, space for laboratory and recreation facilities. The facilities in the ground floor consists of a reception lounge, water supply structure exhibition, training halls, administration sections and computer laboratory. The first floor consists of one exhibition hall for UGD system, one for water supply equipment exhibition and discussion chambers. The second floor is provided with hostel facilities with well furnished 6 double rooms, 14 beds gents dormitory and 10 bed women dormitory & a common hall with DTH TV. Well stacked library is also provided.

The Water & Waste Water Learning Centre has started conducting Training programs for officers & officials of the Board in the cadre of Executive Engineers to Data Entry Operator from May 2011. During 2013-14, 14 training programs have been conducted on various subjects, for Engineers working in the Board as well as in Urban Local Body. The training centre has trained about 365 Engineers during 2013-14. The Learning Centre has also conducted a National Level Seminar on "SCADA / Automation for Water Supply and Sanitation System". A competition for school children was arranged on the Theme of "World Environmental Day" on 5th June 2013.

During the year 2013-14 the World Health Organization (WHO), Geneva has offered Water & Waste Water Learning Centre a collaboration for "Sanitation Safety Plan Pilot Testing" for the selected town of Devanahalli. This is in progress with the active participation of TMC, Devanahalli, D.M.A., Bangalore and Swiss Agency for Development and Co-operation and International Water Management Institute.

The resource persons are drawn from Engineering colleges, KUWS&DBoard, BWSSB, NVTQC, IISc, etc. Apart from this, well informed retired officers of the rank of Engineers in Chief, Chief Engineer as well as few consulting firms are also serve as resource persons.

The method of training adopted includes lectures, interactive classroom session, exercise on case studies as well as group discussion & assignments. The training sessions are also aided by a state of the art, audio- visual presentation system & computer labs.

The training centre intends to give training to the administrators, engineers, skilled labour and also elected representatives on the subject of water supply and sanitation from urban local bodies. The centre is also conducting activities to give exposure to school children in Water Supply and Sanitation Sector. The exhibitions will also cater to the above as well as general public. The training centre will also take new technology and visionary projects under Water Supply and Sanitation Sector.


Reforms undertaken in Board to increase efficiency

- Development and Implementation of Management Information System (MIS) through Wide Area Network and Local Area Network by computerizing all the Offices in the State in collaboration with M/s Indian Institute of Science, Bangalore and M/s. Tata Consultants, Bangalore.
- Award of ISO 9001 – 2008 Certification for all the Offices of the Board across the State since 1st July 2002, the first Board to obtain such Certification in India.
- To have best quality in execution of works, third party inspections of schemes have been introduced.
- For speedy and timely completion of the projects, contracts have been awarded through package tender to the pre-qualified firms.
- To have transparency and speedy finalization of tenders, E-Procurement has been implemented in the Board.
- Planning, Design and Monitoring Cell in the Central Office has been created for speedy implementation of the projects.
- To have efficient disposal of LOCs, a customized software has been developed and implemented for release of funds directly to the firms/contractors which again is not existing in any of the Government Departments or Boards/ Corporations of Karnataka.
- Development and installation of customised software for revenue billing & collection for Hubli-Dharwad Maintenance division.
- The Board established "Water and Waste Water Learning Centre" at Yelahanka, Bangalore to train the Board employees, local body authorities and public.


KARNATAKA URBAN WATER SUPPLY AND DRAINAGE BOARD ORGANISATION CHART

Chairman			Managing Director		
Chief Engineer (S)		Chief Engineer (N)		Chief Accounts Officer	
Secretary Bangalore		Training Center Yelahanka		Dharwar	
SCEE		SCEE		SCEE	
DCES		DCES		DCES	
Tas		Tas		Tas	
AES		AES		AES	
Registrar		Registrar		Registrar	
Accounts Officers		Accounts Officers		Accounts Officers	

CHIEF ENGINEER (SOUTH)												CHIEF ENGINEER (NORTH)									
EE	EE	EE	EE	EE	EE	EE	EE	EE	EE	EE	EE	EE	EE	EE	EE	EE	EE	EE	EE	EE	EE
Kolar	JnNu RM Mysore	Mysore	Mandya	Hassan	Mangalore	Shimoga	Chitaldurga	Gadag	Belgaum	Bijapur	Dharwar	Bidar	Bellary	Gulbarga	Dharwar (O&M)	Hubli (O&M)					
AEE	AEE	AEE	AEE	AEE	AEE	AEE	AEE	AEE	AEE	AEE	AEE	AEE	AEE	AEE	AEE	AEE	AEE	AEE	AEE	AEE	AEE
Chickaballapur	No. 1 City Sub Dvn Mysore	Mysore	Mandya Sub-Dvn	Hassan	Mangalore Sub-Dvn	Shimoga No.1 (W/S)	Chitaldurga	Gadag	Belgaum Sub-Dvn	Bijapur Sub-Dvn	Dharwar KVASIP	Dharwar	Bellary No. 1	Gulbarga (North)	Dharwar (S)	Hubli (O&M) (W) Sub Dvn					
Bethamangala	No. 2 City Sub Dvn Mysore	Channarayana nagar	Mandya O&M Sub-Dvn	Chikmagalur		Shimoga No.2 (UGD)	Hiriyur	Haveri	Belgaum (O&M) Sub Dvn	Bijapur (O&M) No.1 Sub-Division	Dharwar	Dharwar	Bellary No. 2	Gulbarga (South)	Dharwar (N)	Hubli (O&M) (E) Sub Dvn					
	No. 3 City Sub Dvn Mysore	Madikeri				Sagar	Davanagere	Davanagere	Holkal	Bijapur (O&M) No.2 Sub-Division	Karwar	Karwar	Hospet	Gulbarga Sub - Dvn		Hubli (O&M) (S) Sub Dvn					
									Chikkodi	Bagalkot			Raichur	Yadgir		Hubli (O&M) (N) Sub Dvn					
									Balaho ngal	Hungunda			Koppal			Hubli (O&M) (DZ)					
										Jamkandi											



Clarifier & Tube Settler tank in Mysore under JnNURM project





ಕರ್ನಾಟಕ ನಗರ ನೀರು ಸರಬರಾಜು
ಮತ್ತು ಒಳಚರಂಡಿ ಮಂಡಳಿ
**Karnataka Urban Water Supply
& Drainage Board**



ವಾರ್ಷಿಕ ಸಾಧನಾ ವರದಿ 2013-2014
Annual Performance Report 2013-2014

No. 6, Jal Bhavan, 1st Stage, 1st Phase, Bannerghatta Main Road, BTM Layout, Bengaluru - 560 029